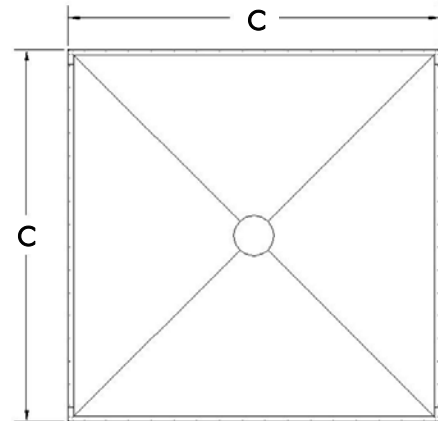
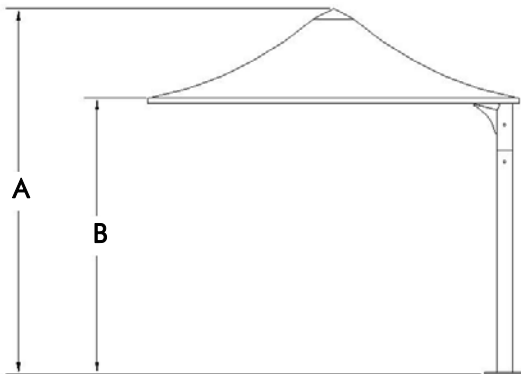


FLEXSHADE® Quartet™

- Features:**
- ✧ Acrylic or Tedlar® PVC/Polyester Membrane.
 - ✧ Hot Zinc & Powder Coated Steelwork.
(Alternative Stainless Steel Support Frame)
 - ✧ Stainless Steel Cables & Fittings.
 - ✧ Controlled Water Drainage Links.
 - ✧ Minimal Footings for Area Covered.
 - ✧ Designed to AS1170 Wind Code and to comply with other Codes worldwide.

Quartet™ Cantilever Curtain Series

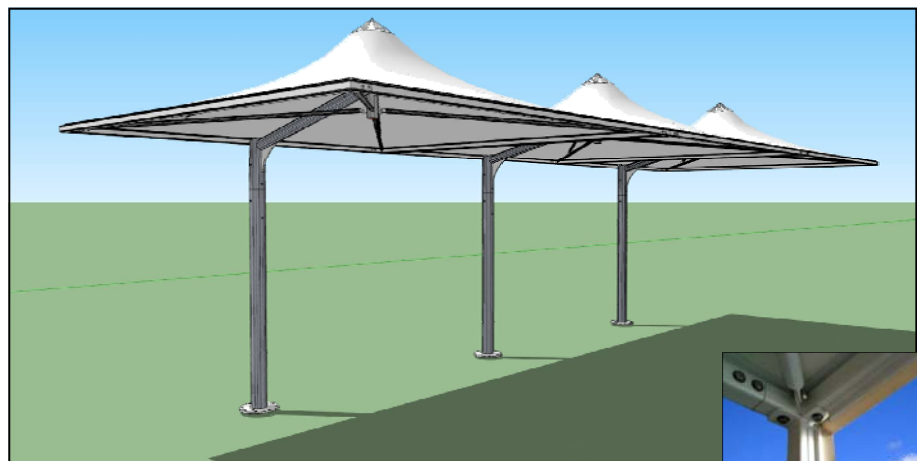
Square Module Quartet*CS



Min Edge Member Size: 50 x 50mm

TYPE	*A	*B	*C	SHIPPING	
				DIMENSIONS	WEIGHT
Quartet *8CS	3085	2400	2500	2850 x 420 x 420 mm	125 kg
Quartet *10CS	3270	2400	3275	3100 x 420 x 420 mm	145 kg
Quartet *14CS	3575	2400	4275	3100 x 420 x 420 mm	182 kg
Quartet *5MCS	3825	2400	5000	3100 x 525 x 525 mm	268 kg

Quartet™ CS - Links Flexshade® Quartet™ CS modules can be connected to provide weatherproof cover.



Flexshade® Quartet*CS™ can be designed to suit specific customer requirements for height and plan dimension.



An Activity of **TENSION SPAN STRUCTURES PTY LTD** ABN 20 050 400 836
 62 Commercial Road, Fortitude Valley, Queensland, Australia 4006
 Ph: (07) 3854 1900 Intl Ph: +61 7 3854 1900 Fax: (07) 3252 1252
 Email: sales@flexshade.com Web: www.flexshade.com



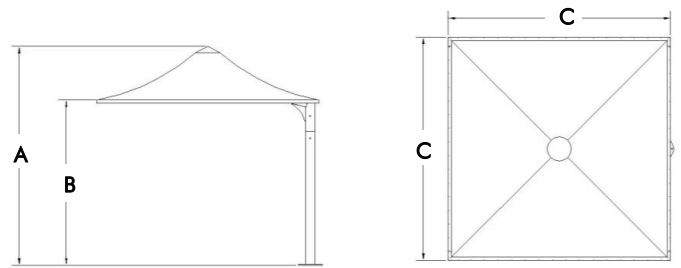
Technical Specifications Quartet™ Range

Q*8CS, Q*10CS, Q*14CS, Q*5MCS SQUARE

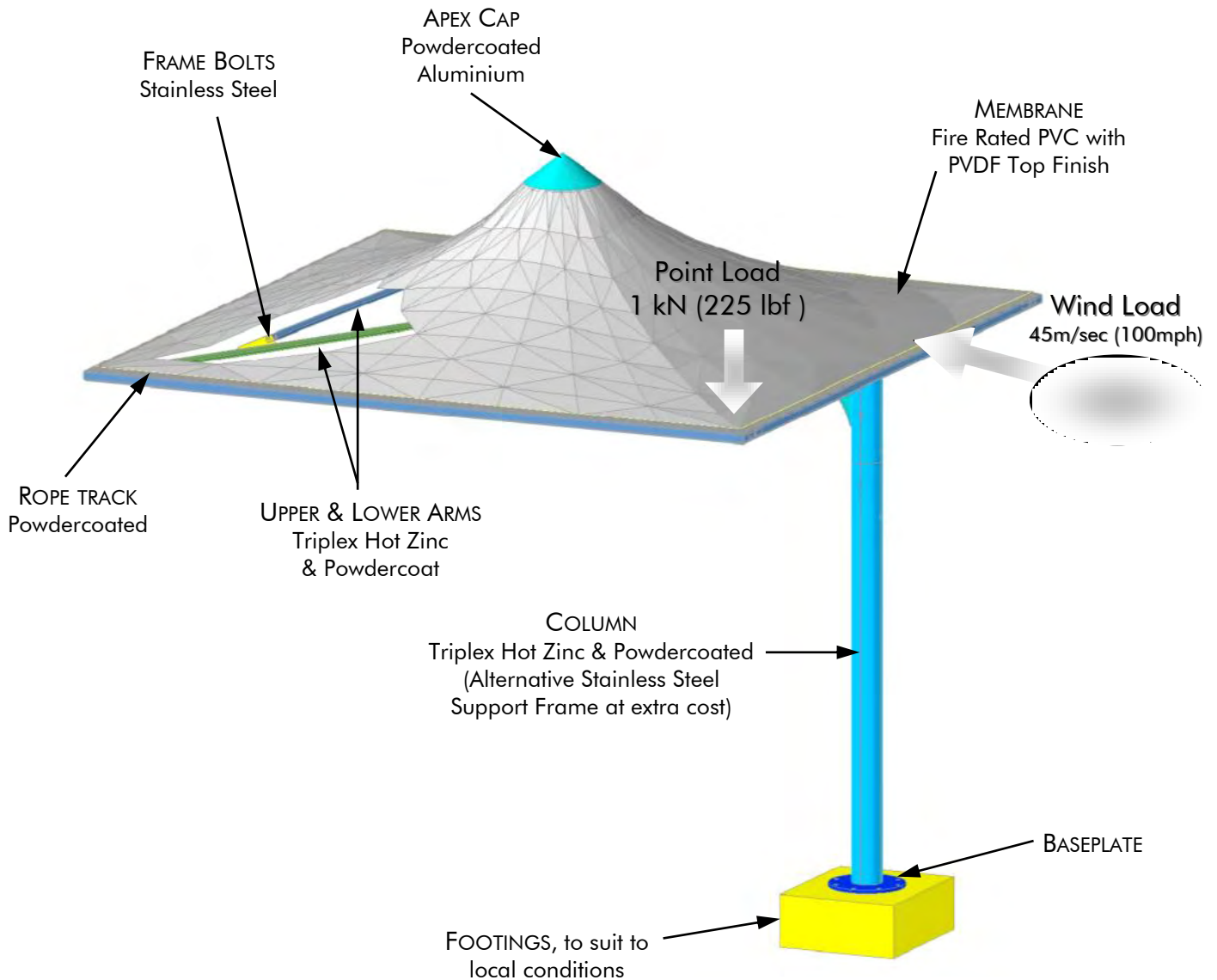
Wind Rating : 45m/sec (100mph)
Exposure B to ASCE 7

Point Load : 1kN (225lbf) at Corner

Plan Areas : Q*8C - 6.2 sq.m (67 sq.ft)
Q*10C - 10.7 sq.m (115 sq.ft)
Q*14C - 18.3 sq.m (197 sq.ft)
Q*5MC - 25.0 sq.m (269 sq.ft)



TYPE	A	B	C
Q*8CS	3085 mm 10' 1"	2400 mm 7' 10"	2500 mm 8' 2"
Q*10CS	3180 mm 10' 5"	2400 mm 7' 10"	3275 mm 10' 9"
Q*14CS	3575 mm 11' 8"	2400 mm 7' 10"	4275 mm 14'
Q*5MCS	3825 mm 12' 6"	2400 mm 7' 10"	5000 mm 16' 5"



Flexshade® Quartet*CS™ can be designed to suit specific customer requirements for height and plan dimension.