

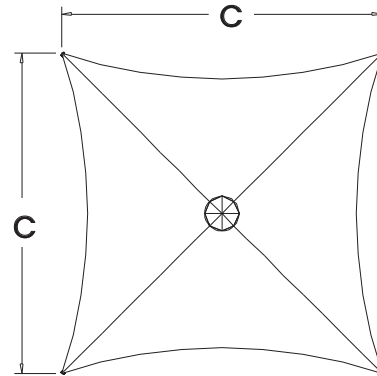
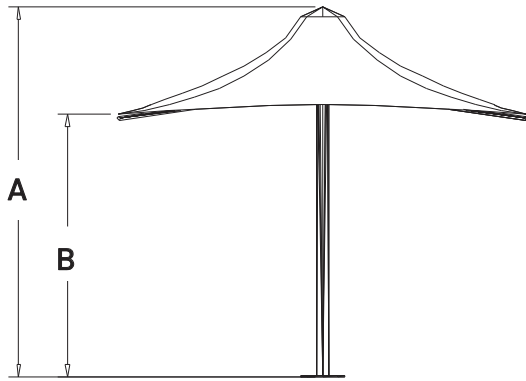


Quartet™

Flexshade® BY SHADEFORM

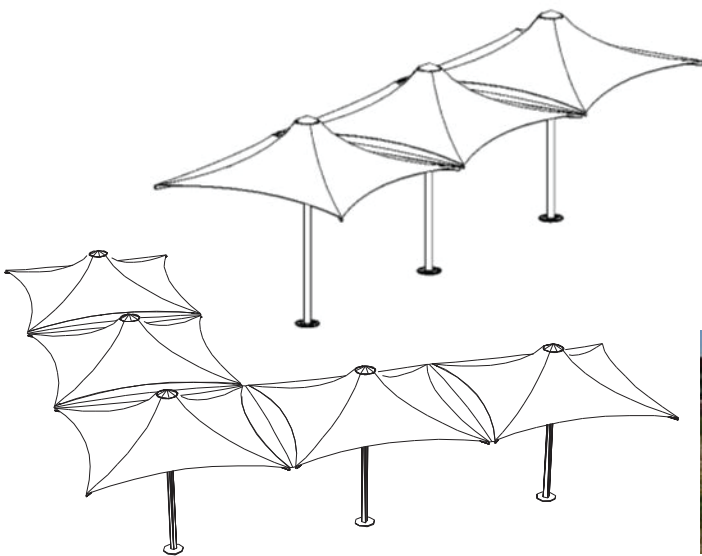
Features: Fire Rated PVC with PVDF Top Finish. Hot Zinc & Powder Coated Steelwork. Stainless Steel Cables & Fittings. Controlled Water Drainage Links. Minimal Footings for Area Covered. Designed to ASCE7 and AS1170 Code and to comply with other Codes worldwide for 160km/hr (45m/sec) wind speed.

QUARTET™ SERIES SQUARE MODULE QUARTET



TYPE	*A	*B	*C	SHIPPING	
				DIMENSIONS	WEIGHT
Quartet *8	2785	2100	2550	3010 x 420 x 475 mm	125 kg
Quartet *10	2865	2100	3275	3010 x 420 x 475 mm	145 kg
Quartet *14	3275	2100	4275	3010 x 420 x 475 mm	182 kg
Quartet *5M	3615	2250	5000	3300 x 420 x 475 mm	268 kg
Quartet *6M	4045	2400	6000	4125 x 420 x 475 mm	327 kg
Quartet *8M	4870	2850	8000	6200 x 750 x 900 mm	650 kg

Quartet™ Links Flexshade® Quartet™ modules can be connected to provide weatherproof cover.



Flexshade® Quartet™ can be designed to suit specific customer requirements for height and plan dimension.

Q*8, Q*10, Q*14, Q*5M, Q*6M, Q*8M SQUARE

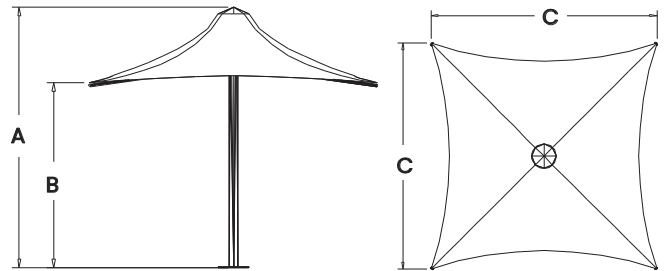
Wind Rating : 160km/hr (45m/sec)
Exposure B to ASCE7

Point Load : 1kN (102kgf) at Corner

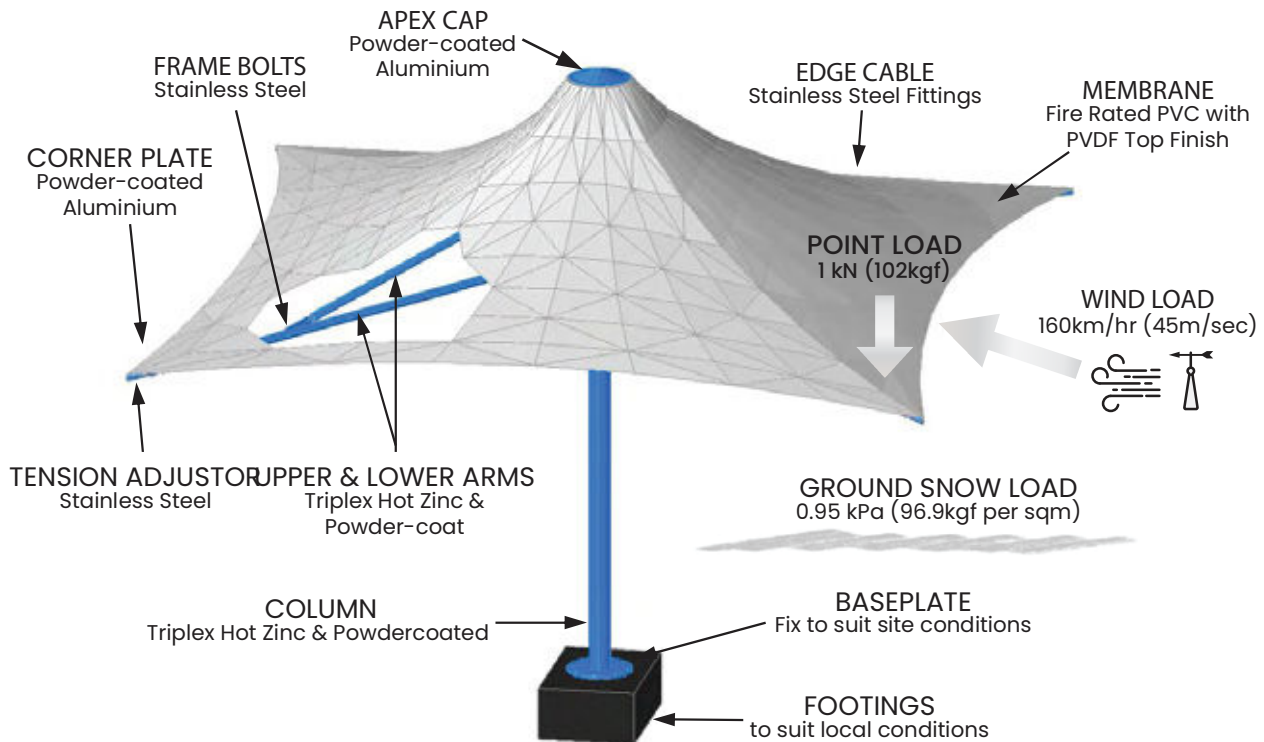
Snow Load : 0.95 kPa (96.9kgf per sqm)
Ground Snow Load

Plan Areas :

Q*8	-	5.3 sq.m (57 sq.ft)
Q*10	-	8.9 sq.m (96 sq.ft)
Q*14	-	15.0 sq.m (162 sq.ft)
Q*5M	-	22.3 sq.m (239 sq.ft)
Q*6M	-	31.6 sq.m (340 sq.ft)
Q*8M	-	61.0 sq.m (656 sq.ft)



TYPE	A	B	C
Q*8	2785 mm 9' 2"	2100 mm 6' 11"	2500 mm 8' 2"
Q*10	2865 mm 9' 5"	2100 mm 6' 11"	3275 mm 10' 9"
Q*14	3275 mm 10' 9"	2100 mm 6' 11"	4275 mm 14'
Q*5M	3615 mm 11' 10"	2250 mm 7' 5"	5000 mm 16' 5"
Q*6M	4045 mm 13' 3"	2400 mm 7' 10"	6000 mm 19' 8"
Q*8M	4870 mm 15' 9"	2850 mm 9' 3"	8000 mm 26' 2"



Flexshade® Quartet™ can be designed to suit specific customer requirements for height and plan dimension.