

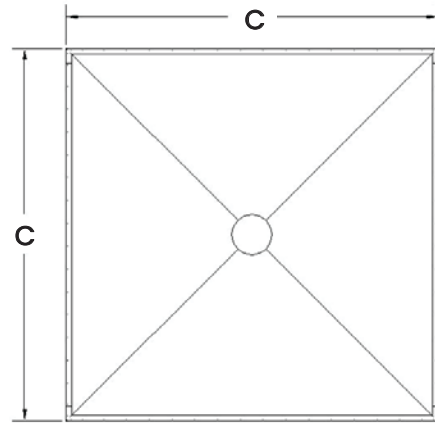
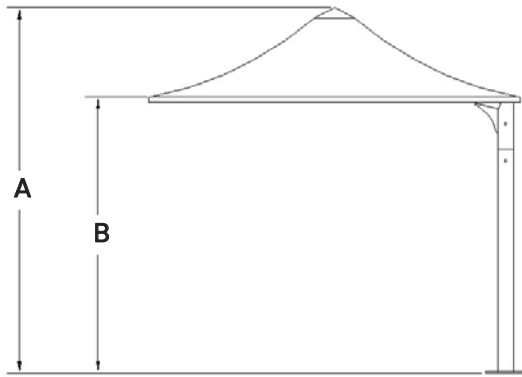


# Quartet™

Flexshade® BY SHADEFORM

Features: Fire Rated PVC with PVDF Top finish Hot Zinc & Powder Coated Steelwork. Controlled Water Drainage Links. Minimal Footings for Area Covered. Designed to AS1170 Wind Code and to comply with other Codes worldwide for 160km/hr (45m/sec) wind speed.

## QUARTET™ CANTILEVER CURTAIN SERIES SQUARE MODULE QUARTET\*CS

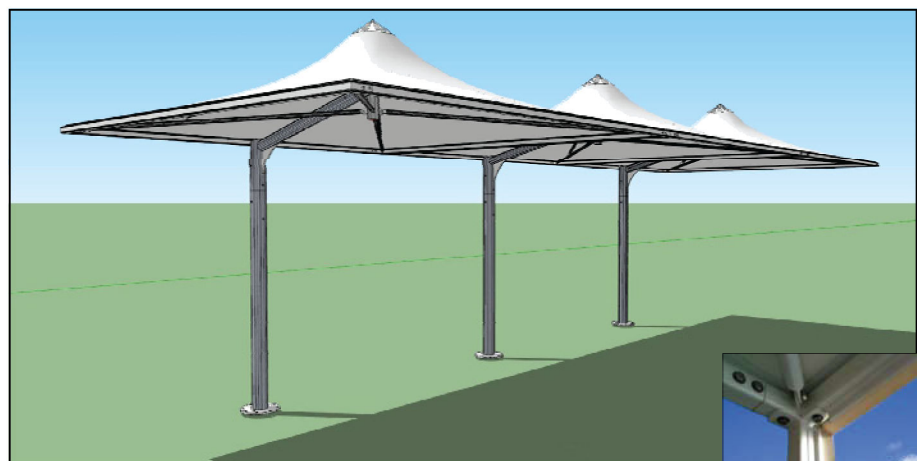



Min Edge Member Size: 50 x 50mm

### SHIPPING

TYPE	*A	*B	*C	DIMENSIONS	WEIGHT
Quartet *8CS	3085	2400	2500	2850 x 420 x 420 mm	125 kg
Quartet *10CS	3270	2400	3275	3100 x 420 x 420 mm	145 kg
Quartet *14CS	3575	2400	4275	3100 x 420 x 420 mm	182 kg
Quartet *5MCS	3825	2400	5000	3100 x 525 x 525 mm	268 kg

Quartet™ CS - Links Flexshade® Quartet™ CS modules can be connected to provide weatherproof cover.



Flexshade® Quartet\*CS™ can be designed to suit specific customer requirements for height and plan dimension.

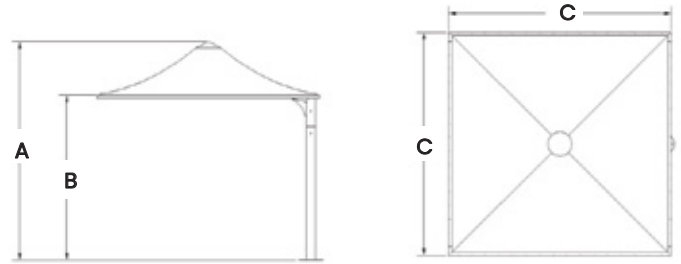
Q\*8CS, Q\*10CS, Q\*14CS, Q\*5MCS SQUARE

Wind Rating : 160km/hr (45m/sec)  
Exposure B to ASCE 7

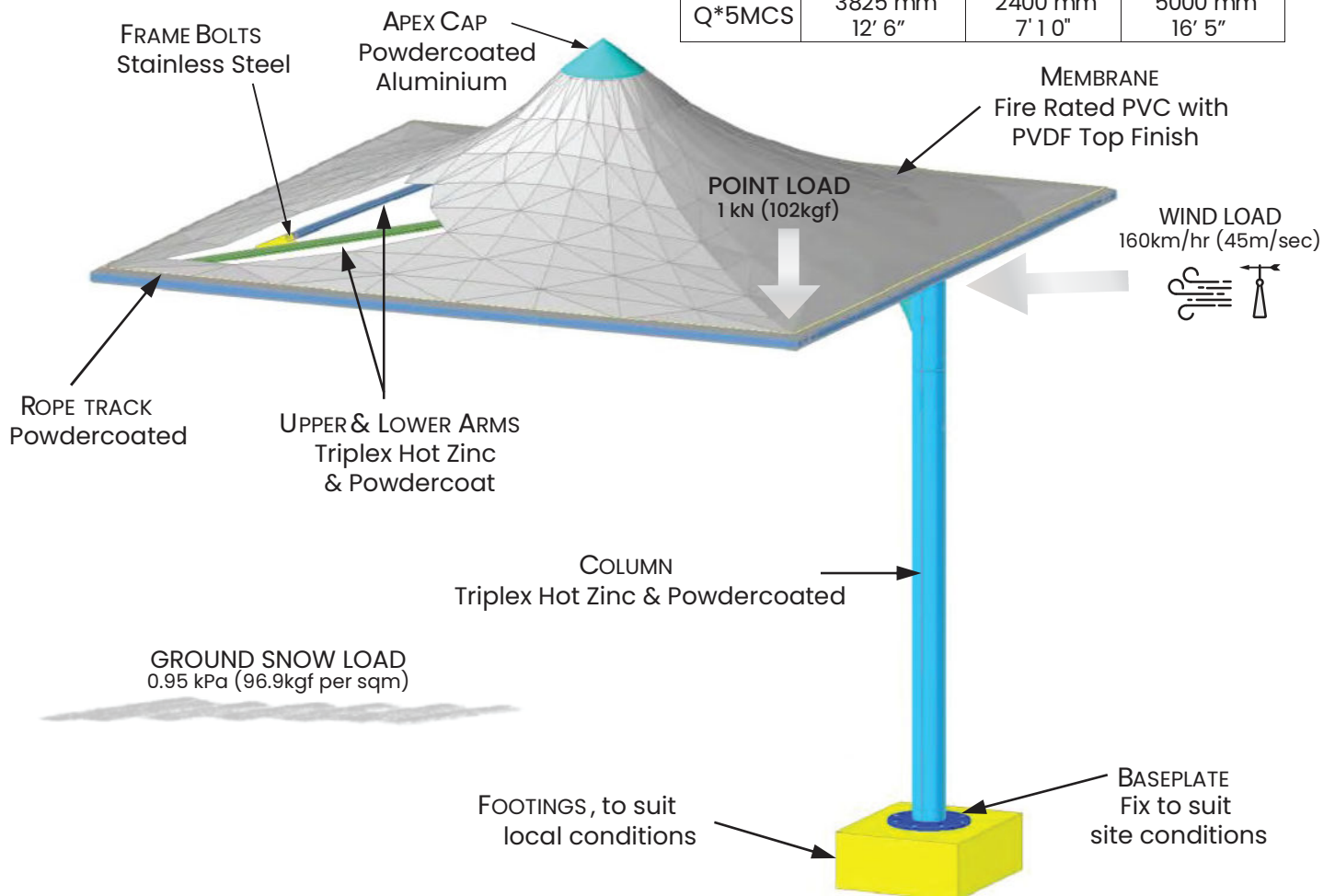
Point Load : 1kN (102kgf) at Corner

Snow Load : 0.95 kPa (96.9kgf per sqm)  
Ground Snow Load

Plan Areas : Q\*8C - 6.2 sq.m (67 sq.ft)  
Q\*10C - 10.7 sq.m (115 sq.ft)  
Q\*14C - 18.3 sq.m (197 sq.ft)  
Q\*5MC - 25.0 sq.m (269 sq.ft)



TYPE	A	B	C
Q*8CS	3085 mm 10' 1"	2400 mm 7' 10"	2500 mm 8' 2"
Q*10CS	3180 mm 10' 5"	2400 mm 7' 10"	3275 mm 10' 9"
Q*14CS	3575 mm 11' 8"	2400 mm 7' 10"	4275 mm 14'
Q*5MCS	3825 mm 12' 6"	2400 mm 7' 10"	5000 mm 16' 5"



Flexshade<sup>®</sup> Quartet\*CS<sup>™</sup> can be designed to suit specific customer requirements for height and plan dimension.