

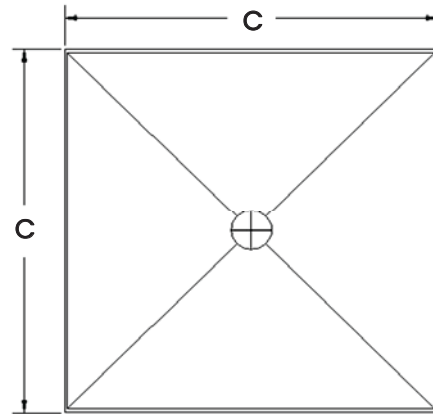
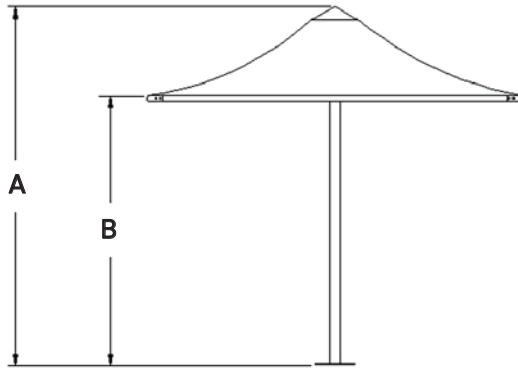


Quartet™

Flexshade® BY SHADEFORM

Features: Fire Rated PVC with PVDF Top finish Hot Zinc & Powder Coated Steelwork. Controlled Water Drainage Links. Minimal Footings for Area Covered. Designed to AS1170 Wind Code and to comply with other Codes worldwide for 160km/hr (45m/sec) wind speed.

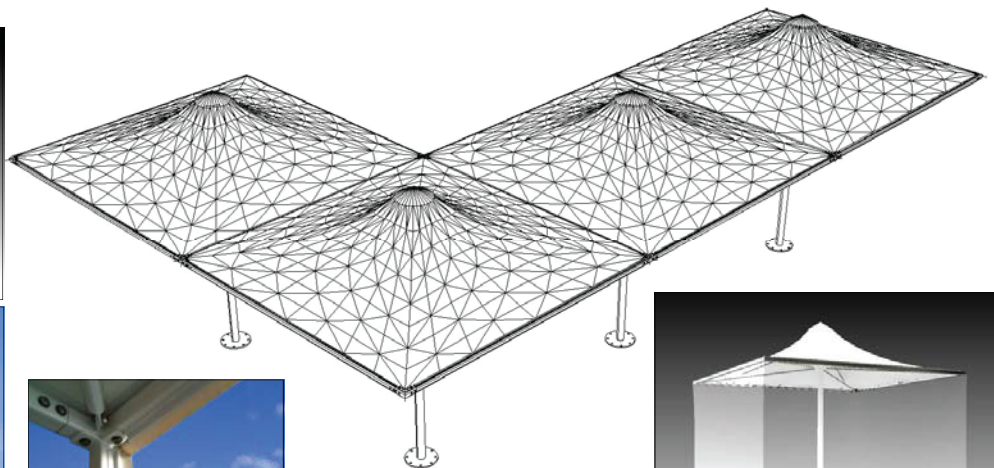
QUARTET™ CURTAIN SERIES SQUARE MODULE QUARTET**C*



Min Edge Member Size: 50 x 50mm

TYPE	*A	*B	*C	SHIPPING	
				DIMENSIONS	WEIGHT
Quartet *8C	3085	2400	2500	2850 x 420 x 420 mm	125 kg
Quartet *10C	3270	2400	3275	3100 x 420 x 420 mm	145 kg
Quartet *14C	3575	2400	4275	3100 x 420 x 420 mm	182 kg
Quartet *5MC	3825	2400	5000	3100 x 525 x 525 mm	268 kg

Quartet™ C - Links Flexshade® Quartet™ C modules can be connected to provide weatherproof cover.



Flexshade® Quartet**C*™ can be designed to suit specific customer requirements for height and plan dimension.

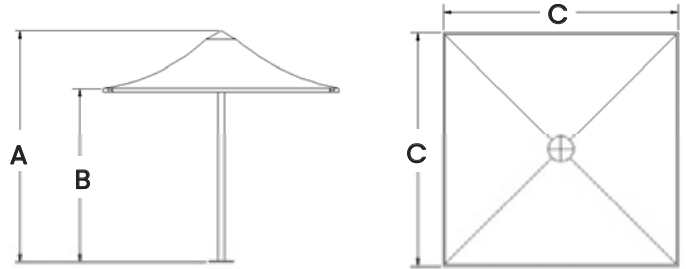
Q*8C, Q*10C, Q*14C, Q*5MC SQUARE

Wind Rating : 160km/hr (45m/sec)
Exposure B to ASCE 7-98

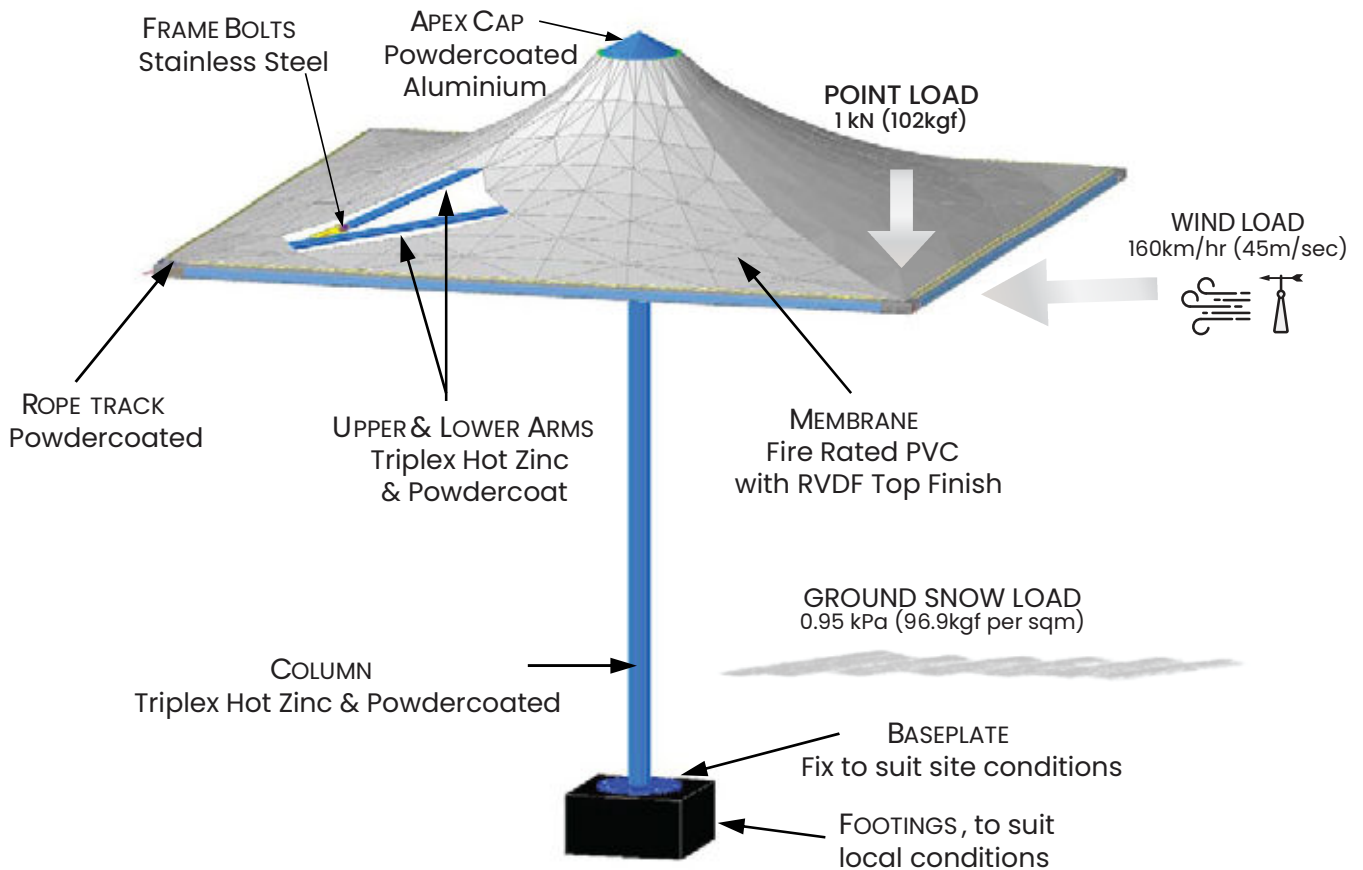
Point Load : 1kN (102kgf) at Corner

Snow Load : 0.95 kPa (96.9kgf per sqm)
Ground Snow Load

Plan Areas : Q*8C - 5.3 sq.m (57 sq.ft)
Q*10C- 8.9 sq.m (96 sq.ft)
Q*14C- 5.0 sq.m (162 sq.ft)
Q*5MC- 22.3 sq.m (239 sq.ft)



TYPE	A	B	C
Q*8C	3085 mm 10' 1"	2400 mm 7' 10"	2500 mm 8' 2"
Q*10C	3270 mm 10' 8"	2400 mm 7' 10"	3275 mm 10' 9"
Q*14C	3575 mm 11' 8"	2400 mm 7' 10"	4275 mm 14'
Q*5MC	3825 mm 12' 6"	2400 mm 7' 10"	5000 mm 16' 5"



Flexshade® Quartet*^C™ can be designed to suit specific customer requirements for height and plan dimension.