

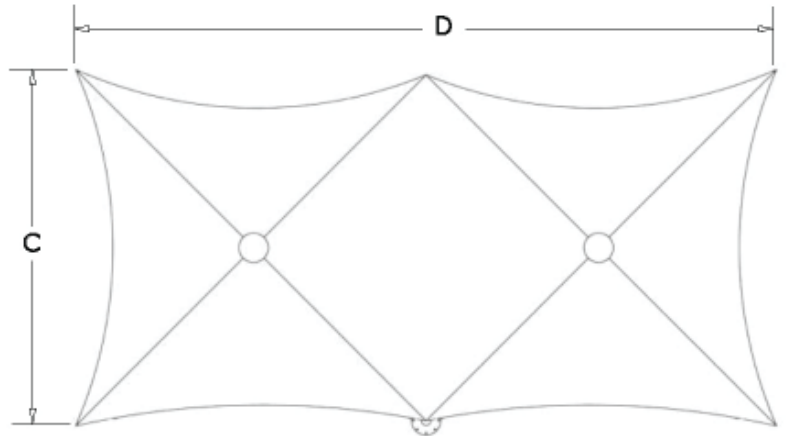
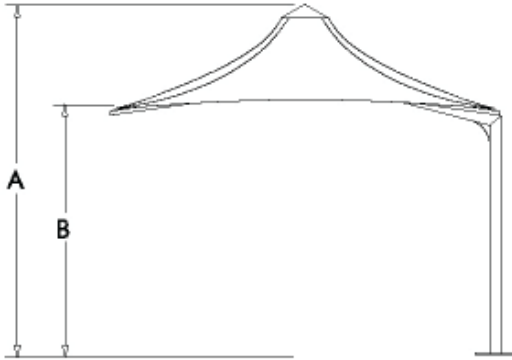


# Quartet™

Flexshade® BY SHADEFORM

Features: Fire Rated PVC with PVDF Top Finish. Hot Zinc & Powder Coated Steelwork. Stainless Steel Cables & Fittings. Controlled Water Drainage Links. Minimal Footings for Area Covered. Designed to ASCE7 and AS1170 Code and to comply with other Codes worldwide for 160km/hr (45m/sec) wind speed.

## QUARTET™ 'DUET' MODEL SQUARE MODULE QUARTET™



TYPE	*A	*B	*C	*D	SHIPPING	
					DIMENSIONS	WEIGHT
Quartet *8D	3085	2400	2550	5100	3010 x 420 x 475 mm	261 kg
Quartet *10D	3180	2400	3275	6550	3010 x 420 x 475 mm	342 kg
Quartet *14D	3575	2400	4275	8550	2 x 3010 x 420 x 475 mm	479 kg
Quartet *5MD	3756	2400	5000	10000	2 x 3550 x 420 x 475 mm	688 kg

Flexshade® Quartet™ can be designed to suit specific customer requirement for height and plan dimension.



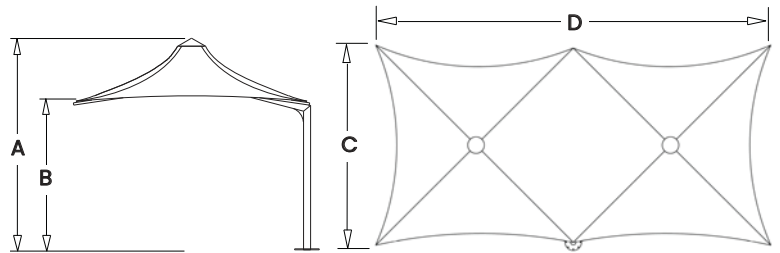
DUET - Q\*8D, Q\*10D, Q\*14D, Q\*5MD

Wind Rating : 160km/hr (45m/sec)  
Exposure B to ASCE 7

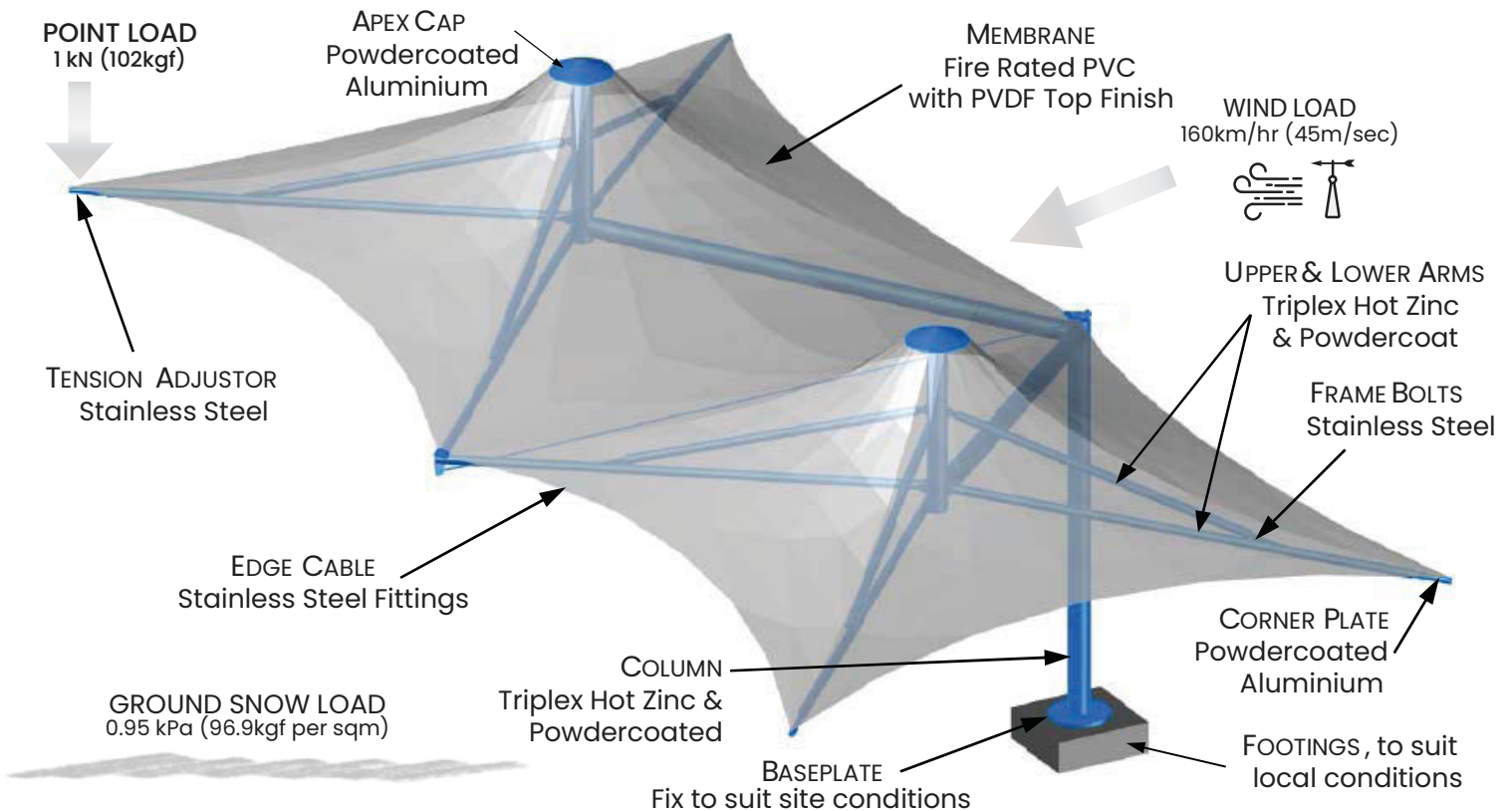
Point Load : 1 kN (102kgf) at Corner

Snow Load : 0.95 kPa (96.9kgf per sqm)  
Ground Snow Load

Plan Areas : Q\*8D - 11.2 sq.m (120 sq.ft)  
Q\*10D - 18.9 sq.m (203 sq.ft)  
Q\*14D - 33.0 sq.m (355 sq.ft)  
Q\*5MD - 47.3 sq.m (509 sq.ft)



TYPE	A	B	C	D
Q*8D	3085 mm 10' 1"	2400 mm 7' 10"	2500 mm 8' 2"	5000 mm 16' 4"
Q*10D	3180 mm 10' 5"	2400 mm 7' 10"	3275 mm 10' 9"	6550 mm 21' 6"
Q*14D	3575 mm 11' 8"	2400 mm 7' 10"	4275 mm 14'	8550mm 28'
Q*5MD	3756 mm 12' 4"	2400 mm 7' 10"	5000 mm 16' 5"	10000mm 32' 10"



Flexshade® Quartet™ can be designed to suit specific customer requirement for height and plan dimension.