

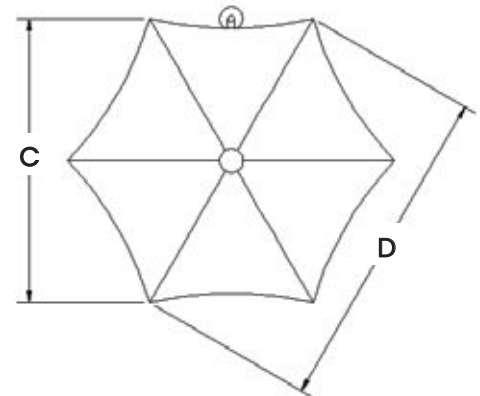
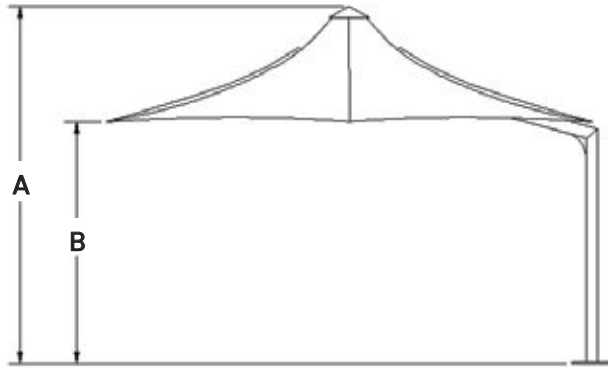


# Hexagonal™

Flexshade® BY SHADEFORM

Features: Fire Rated PVC with PVDF Top finish Hot Zinc & Powder Coated Steelwork. Stainless Steel Cables & Fittings. Controlled Water Drainage Links. Minimal Footings for Area Covered. Designed to AS1170 Wind Code and to comply with other Codes worldwide for 160km/hr (45m/sec) wind speed.

**HEXAGONAL™ "S"**  
**CANTILEVER™ 12, 16, 19**



TYPE	*A	*B	*C	*D	SHIPPING	
					DIMENSIONS	WEIGHT
Flexshade *12S	3100	2400	3120	3600	3030 x 440 x 550 mm	219 kg
Flexshade *16S	3390	2400	4200	4850	3030 x 440 x 550 mm	261 kg
Flexshade *19S	3665	2400	5020	5800	3030 x 643 x 550 mm	413 kg



Pivot option available on all sizes.

Flexshade® Hexagonal™ "S" can be designed to suit specific customer requirements for height and plan dimension.

CONTACT SHADEFORM FOR A FREE QUOTE

08 8354 2116

enquiries@shadeform.com.au

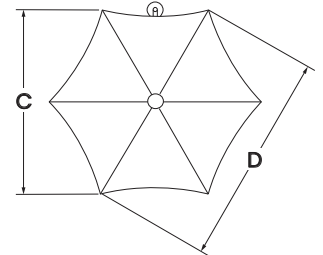
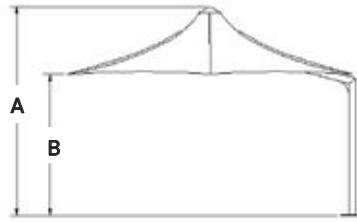
**HEXAGONAL - F\*12S, F\*16S, F\*19S**

Wind Rating : 160km/hr (45m/sec)  
W45 to AS1170.2  
Exposure B to ASCE 7

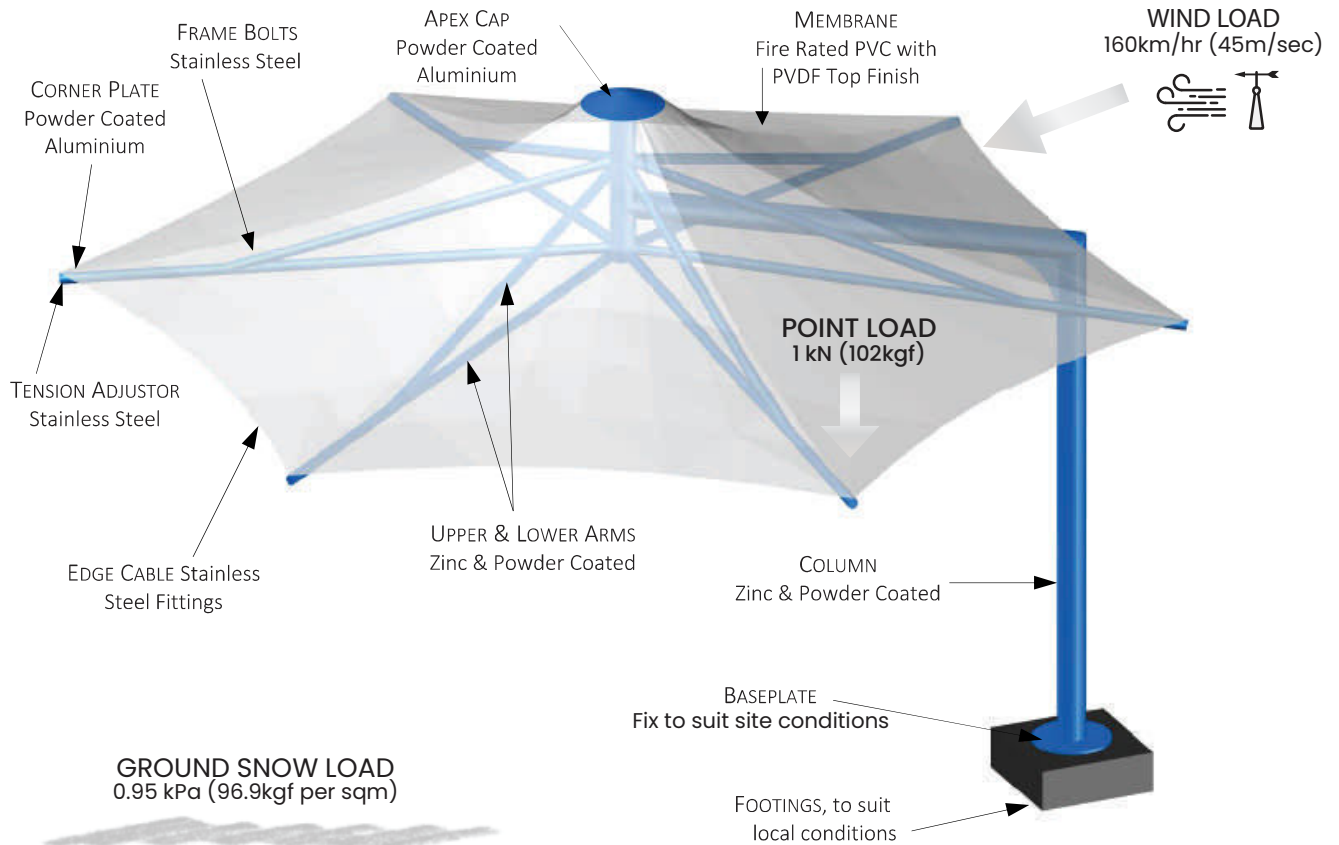
Point Load : 1kN (102kgf) at Corner

Snow Load : 0.95 kPa (96.9kgf per sqm)  
Ground Snow Load

Plan Areas : F\*12S - 7.8 sq.m (84 sq.ft)  
F\*16S - 13.9 sq.m (150 sq.ft)  
F\*19S - 19.1 sq.m (205 sq.ft)



TYPE	A	B	C	D
F*12S	3100 mm 10'2"	2400 mm 7' 9"	3120 mm 10' 2"	3600 mm 11' 8"
F*16S	3390 mm 11' 1"	2400 mm 7' 9"	4200 mm 13' 8"	4850 mm 15' 9"
F*19S	3665 mm 12'	2400 mm 7' 9"	5020 mm 16' 5"	5800 mm 19'



GROUND SNOW LOAD  
0.95 kPa (96.9kgf per sqm)

Flexshade<sup>®</sup> can be designed to suit specific customer requirements for height and plan dimension.  
# Standard specifications may change without notice.